


Town of Ajax

Community Profile



Town of
Ajax
By the Lake

Contents

Message from the Mayor	4
Welcome to Ajax	5
Location and logistics	6
Population and demographics	8
Labour force	24
Top employers	33
Key sectors	34
Incentives	37
Development charges and fees	37
Taxes for businesses	38
Utilities	38




Message from the Mayor

As Mayor, it is my pleasure to welcome you to Ajax. When I look at our Town, I see a vibrant community that is diverse, innovative, connected, and growing upwards. Both Council and Town staff are forward-looking and taking bold actions to support business and development.

Ajax is ideally located in the Greater Toronto Area, with easy connections by way of 400 series highways, high-frequency transit systems, rail, air, and proximity to deep water ports. Our true value however, lies in our people. With several local post-secondary institutions, we have an incredible pipeline to the skilled labour force. We have the fastest growing diverse population in Durham Region and count diversity as our greatest strength. We strive to continually lead with values and beliefs that enable our community to develop their potential, bring their full self to work and engage in a place of understanding, learning and inclusivity.

I hope that you will be a part of the exciting course we are charting forward. We've cut the red tape to support growth and our Economic Development team is here to further uplift our thriving business community. I look forward to welcoming you to the Town of Ajax.



Mayor Shaun Collier





Welcome to Ajax

A vibrant Town located just east of Toronto along the bustling Highway 401. Positioned strategically within the Greater Toronto Area (GTA), Ajax enjoys proximity to a market of over 6.5 million people, offering immense opportunities for growth and connectivity. Notably, within a single day's drive, an astonishing 120 million consumers are accessible, placing Ajax in a prime location for economic potential.

One of the key advantages of Ajax is its exceptional transportation infrastructure. Situated along Highway 401, one of North America's largest transportation corridors, the Town provides seamless connectivity to various destinations. Whether you prefer road, air, rail, sea, or public transit, Ajax has you covered. With easy accessibility, businesses and residents alike can navigate the region efficiently, fostering commerce, trade, and personal travel.

Ajax takes pride in its diverse and expanding population. As a community, residents benefit from a well-connected network of parks, nature trails, and cycling infrastructure, promoting an active and healthy lifestyle. The town's commitment to preserving green spaces allows individuals to enjoy the beauty of nature while staying connected to the modern amenities and facilities that enhance their quality of life.

Furthermore, Ajax boasts a robust local economy, characterized by a well-balanced mix of eight key sectors. This diversity creates a thriving environment for employment opportunities within the Town. Residents can find rewarding careers in sectors such as manufacturing, healthcare, technology, education, and more. This economic stability contributes to the overall well-being and prosperity of Ajax and its residents.

In summary, Ajax's prime location, with its proximity to Toronto and access to major transportation routes, provides numerous advantages for businesses and residents alike. The town's interconnected network of parks, trails, and modern amenities offers a high quality of life. With a diverse and growing population, supported by a strong local economy, Ajax stands as a dynamic and thriving community within the Greater Toronto Area.

Location and Logistics



Highways: [401](#), [412](#), [407](#)



Airports: [Toronto Pearson International](#), [Billy Bishop Toronto City](#), [Oshawa Executive](#)



Rail: [Canadian National \(CN\)](#), [Canadian Pacific \(CP\)](#), [GO Transit](#), [VIA Rail Canada](#)



Ports: [Toronto](#), [Oshawa](#)



Regional Transit: [Durham Region Transit \(DRT\)](#)





Distance from Ajax

City	Km	Miles	Driving Time
Toronto (Downtown)	48	30	40 minutes
Ottawa	358	222	3 hours, 50 minutes
Windsor/Detroit	403	250	4 hours
Montreal	497	309	5 hours
New York	804	500	8 hours, 15 minutes
Chicago	859	534	8 hours, 24 minutes

Canada/USA Borders distance from Ajax

Canada/USA Borders	Km	Miles	Driving Time
Queenston / Lewiston	172	107	1 hour, 50 minutes
Niagara Falls Rainbow Bridge	177	110	1 hour, 55 minutes
Fort Erie / Buffalo	200	124	2 hours, 6 minutes
Ivy Lea / Alexandria Bay	262	163	2 hours, 30 minutes
Sarnia / Port Huron	325	202	3 hours, 12 minutes
Windsor / Detroit	406	252	4 hours, 5 minutes

* Statistics Canada 2021 Census of Population, Toronto Economic Region.

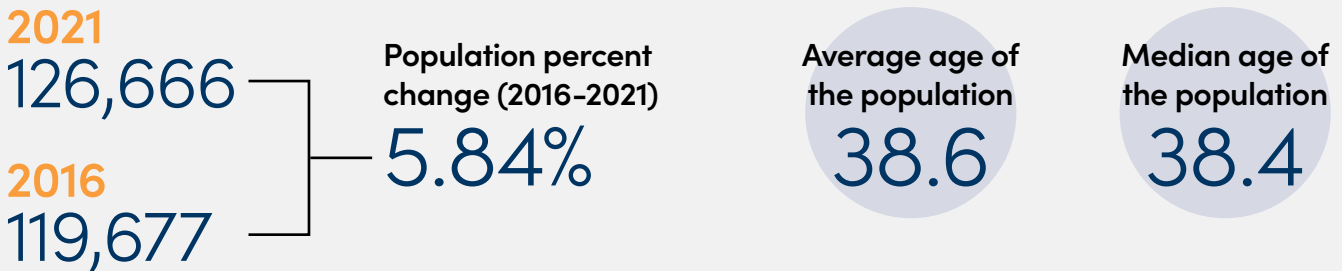
Population and Demographics

Ajax is home to a total population of approximately 127,000 residents (126,666 in 2021 Statistics Canada Census of Population). Over the past five years, this vibrant community has experienced a notable increase, with the total population rising by 5.84%. The growth becomes even more impressive when we look at the past decade, where Ajax has witnessed a remarkable surge of over 15%.

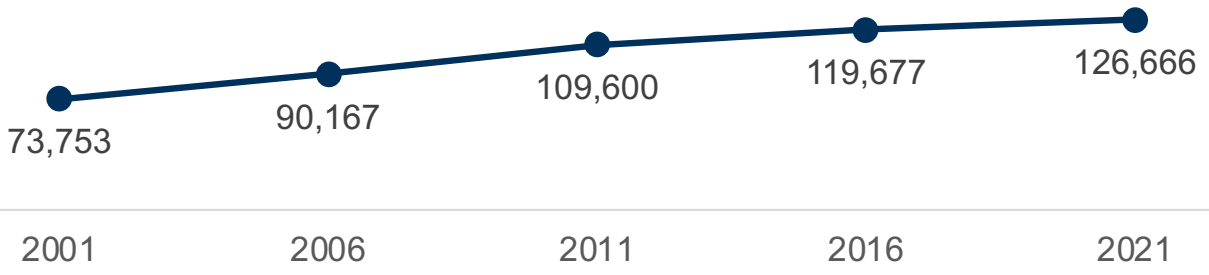
With an average age of 38, Ajax reflects a diverse range of age groups that shape its demographic landscape. The three largest population groups are individuals aged 55-59, comprising 9,355 residents, followed closely by the 35-39 age group with 9,235 residents, and the 40-44 age group with 8,990 residents. These age segments contribute significantly to the Town's vibrant tapestry of life.

Its worth noting that a substantial portion of Ajax's population falls within the working-age bracket. More specifically, over two-thirds of the total population consists of individuals 15 to 64.. This suggests a robust and industrious community, where the majority of residents are actively engaged in various professional endeavors.

Population



	2001	2006	2011	2016	2021
Population	73,753	90,167	109,600	119,677	126,666
% Change		22.26%	21.55%	9.19%	5.84%

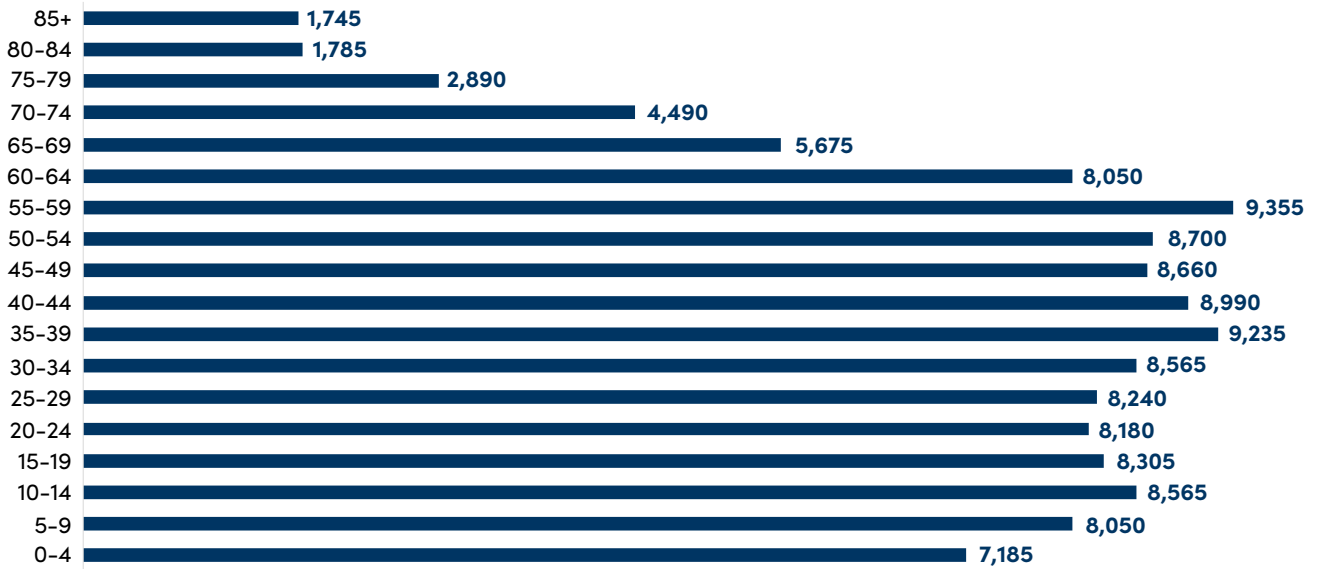


Age Characteristics (Chart)

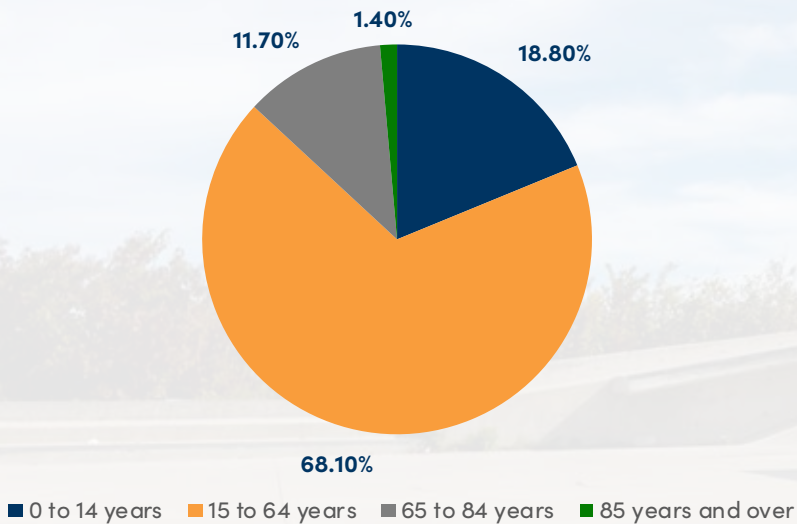
Age characteristics	Total	Male	Female
Total - Age groups of the population - 100% data	126,665	61,645	65,020
0 to 14 years	23,805	12,265	11,535
0 to 4 years	7,185	3,705	3,480
5 to 9 years	8,050	4,110	3,940
10 to 14 years	8,565	4,455	4,115
15 to 64 years	86,275	41,905	44,370
15 to 19 years	8,305	4,315	3,990
20 to 24 years	8,180	4,170	4,010
25 to 29 years	8,240	4,145	4,090
30 to 34 years	8,565	4,055	4,510
35 to 39 years	9,235	4,380	4,850
40 to 44 years	8,990	4,165	4,825
45 to 49 years	8,660	4,115	4,550
50 to 54 years	8,700	4,140	4,560
55 to 59 years	9,355	4,505	4,845
60 to 64 years	8,050	3,915	4,135
65 years and over	16,585	7,480	9,105
65 to 69 years	5,675	2,720	2,955
70 to 74 years	4,490	2,085	2,405
75 to 79 years	2,890	1,335	1,550
80 to 84 years	1,785	720	1,070
85 years and over	1,745	615	1,130
85 to 89 years	1,120	420	695
90 to 94 years	495	170	335
95 to 99 years	110	20	90
100 years and over	15	5	10
Total - Distribution (%) of the population by broad age groups - 100% data	100.0	100.0	100.0
0 to 14 years	18.8	19.9	17.7
15 to 64 years	68.1	68.0	68.2
65 years and over	13.1	12.1	14.0
85 years and over	1.4	1.0	1.7
Average age of the population	38.6	37.6	39.5
Median age of the population	38.4	37.2	39.6

Ages of Population

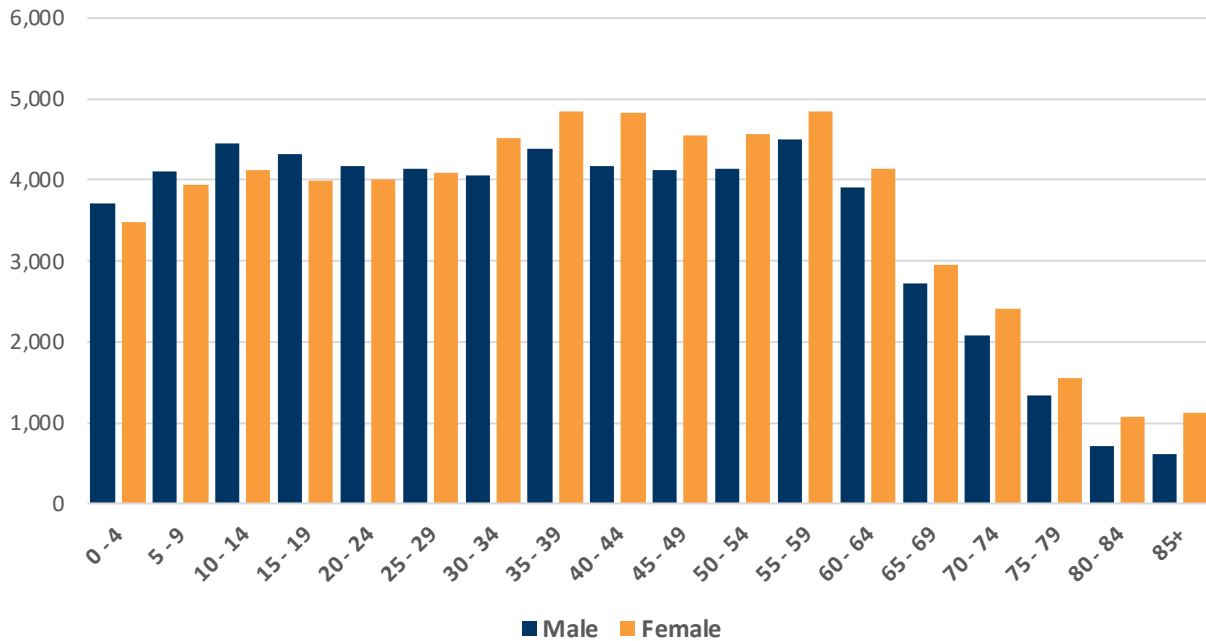
Age Characteristics (Graph)



Distribution of Population by Age Group



Gender by Age



By delving into these informative statistics, we gain a clearer understanding of Ajax's population dynamics. The Town's steady growth, as evidenced by the increase in population over recent years and the past decade, highlights its appeal as a desirable place to live and thrive. Moreover, the prominence of specific age groups, particularly those in their late 30s and early 40s, sheds light on the demographic composition and the potential implications for various sectors, such as education, healthcare, and workforce planning.

In conclusion, Ajax's population of approximately 127,000 residents has experienced significant growth, with a 5.84% increase over the past five years and an impressive 15% surge over the last decade. The Town's demographic landscape is characterized by a diverse range of age groups, with individuals aged 55-59, 35-39, and 40-44 emerging as the largest segments. Furthermore, the high proportion of working-age residents underscores Ajax's active and industrious community.

Household Income

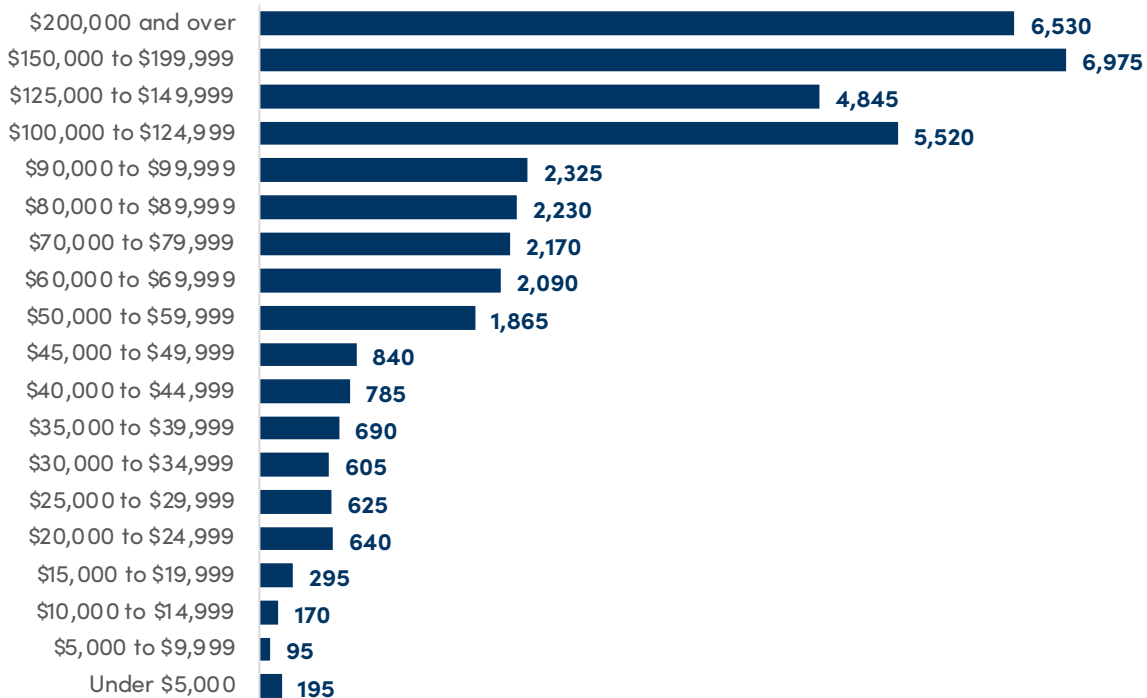
In 2020, Ajax boasted a median total household income of \$119,000, showcasing the Town's economic vitality. This figure represents the midpoint of household incomes, indicating that half of the households in Ajax earned above this amount while the other half earned below it.

A significant portion of households in Ajax experienced financial success, with 60% (23,870 out of 39,490 households) reporting a total household income of \$100,000 and above. This demonstrates a substantial portion of residents enjoying a comfortable income level, providing a solid foundation for financial stability and enhanced quality of life.

Moreover, a notable 16% (6,530 out of 39,490 households) of households in Ajax boasted an even higher total household income of \$200,000 and above. This subset of residents represents a segment of the community with increased financial prosperity, contributing to the overall economic strength and opportunities within the Town.

These figures highlight Ajax as a town with a diverse range of households, encompassing a spectrum of income levels. The median total household income of \$119,000 serves as a benchmark, reflecting the average income status in the community. With a significant proportion of households earning above this median, Ajax presents an environment where residents can thrive economically and enjoy the benefits of a robust local economy.

Median total income of household in 2020: \$119,000



Diversity

Ajax proudly celebrates its incredibly diverse population, reflecting a rich tapestry of cultures and backgrounds. The Town is home to a total diverse population of 81,560 individuals, compared to a total non-diverse population of 44,690, resulting in a ratio of 65% diverse to 35% non-diverse.

Within this diverse fabric, Ajax showcases a vibrant mix of communities. The most prominent among them are the South Asian community, representing 33,055 individuals. This group brings the colours, traditions, and flavours of various South Asian countries, enriching the cultural landscape of Ajax.

Next in line is the Black community, comprising 21,210 individuals who contribute their unique heritage and experiences to the Town's diversity. Their presence adds a sense of vibrancy and cultural depth to the community.

Additionally, the Filipino community is an integral part of Ajax's diverse population, with 6,670 individuals. Their rich traditions, warm hospitality, and vibrant cultural celebrations contribute to the Town's cultural mosaic.



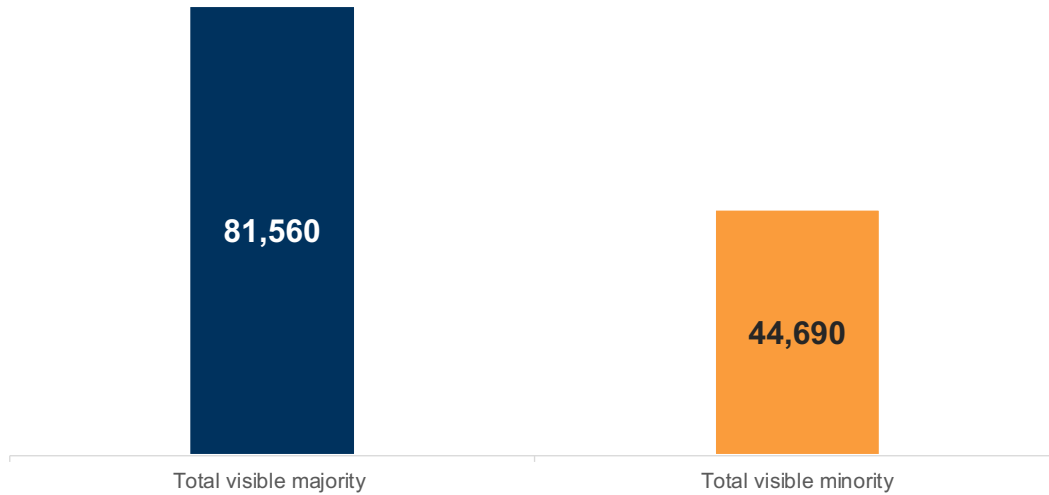
These communities, along with many others, create a dynamic and inclusive environment in Ajax. The Town's commitment to fostering diversity and promoting inclusivity ensures that all residents feel valued, respected, and embraced for their individual identities and backgrounds.

Ajax stands as a shining example of multiculturalism, where people from various walks of life come together, sharing their stories, traditions, and perspectives. The diversity ratio of 65% diverse to 35% non-diverse is a testament to the Town's commitment to inclusivity and the harmonious coexistence of different cultures.

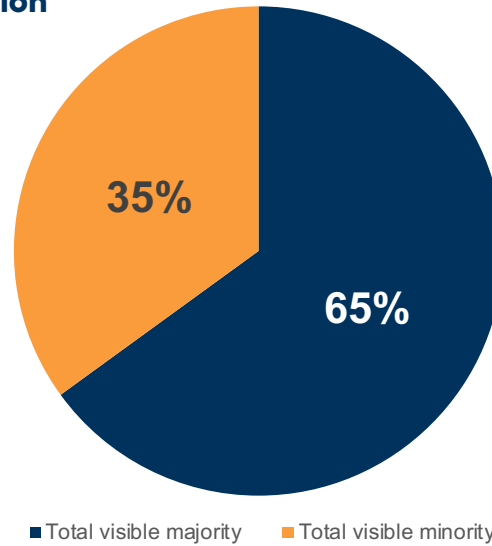
In summary, Ajax's diverse population of 81,560 individuals, comprising 65% of the total population, showcases the Town's commitment to inclusivity and multiculturalism. The South Asian, Black, and Filipino communities, among others, contribute significantly to the Town's cultural tapestry, enriching the lives of all residents. Ajax embraces its diversity, fostering an environment where everyone can thrive, contribute, and celebrate their unique identities.

Racialized Communities	Total	Male	Female
Total - Visible majority for the population in private households - 25% sample data	126,245	61,505	64,740
Total racialized population	81,560	39,700	41,855
South Asian	33,055	16,440	16,615
Chinese	3,760	1,730	2,030
Black	21,210	10,100	11,110
Filipino	6,670	3,210	3,460
Arab	2,505	1,260	1,245
Latin American	1,695	845	855
Southeast Asian	825	390	435
West Asian	3,745	1,850	1,895
Korean	235	135	95
Japanese	245	140	105
Visible minority, n.i.e.	3,570	1,685	1,880
Multiple visible minorities	4,045	1,920	2,130
Not a visible minority	44,690	21,805	22,885

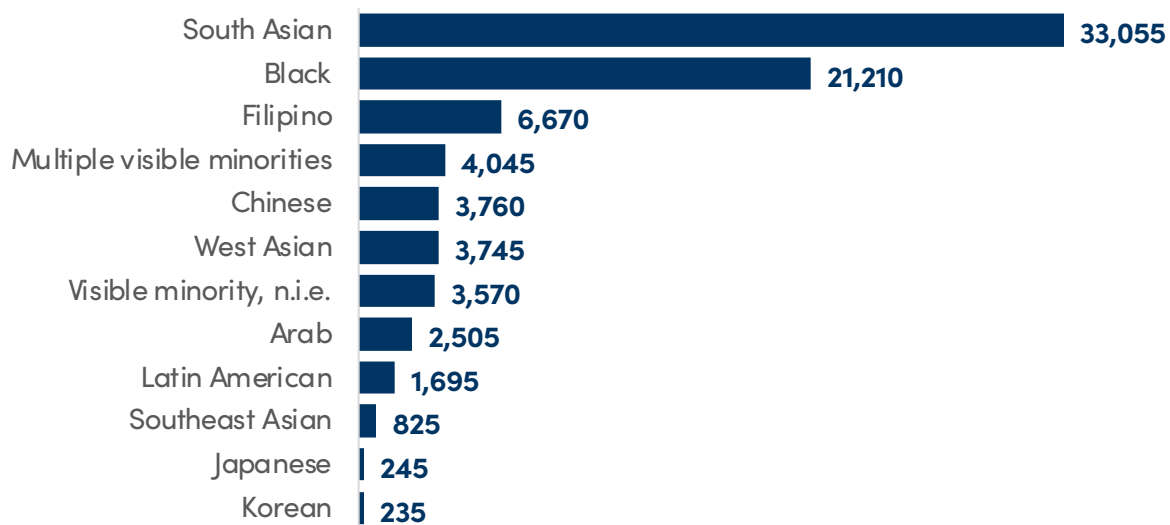
Diversity of Population



Diversity as % of Population



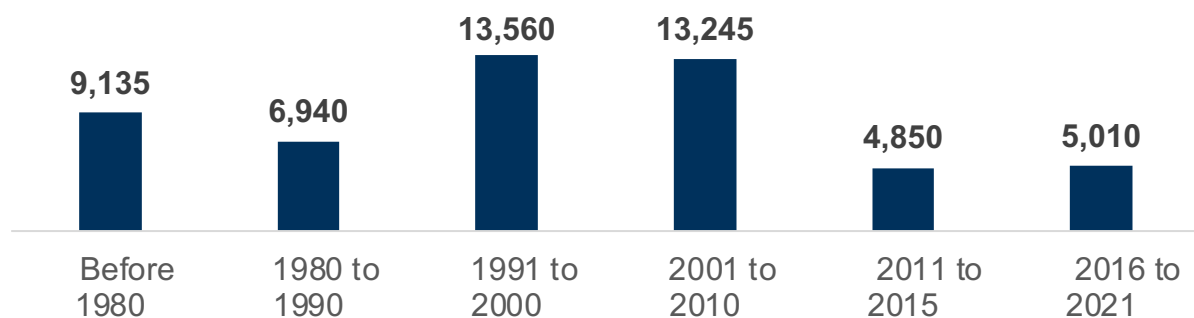
Diversity in Ajax



Immigration

Over the course of Ajax's history, the two largest periods of immigration occurred from 1991 to 2000 and from 2001 to 2010. From 2011 to 2021, 9,860 people who immigrated to Canada are currently residing in Ajax, for an annual average of 986 per year.

Period of Immigration



Education

Ajax prioritizes education, providing a range of educational opportunities for its residents. From primary to secondary education, the town offers excellent public and private schools, ensuring that students receive a quality education up to grade 12.

Public education in Ajax is overseen by the Durham District School Board and the Durham Catholic District School Board. These boards are responsible for managing the public schools not only in Ajax but also in other municipalities within the Durham Region. Their commitment to academic excellence and student development helps shape a strong educational foundation for the community.

In addition to primary and secondary education, Ajax is home to a private college and a skilled trades campus, further expanding the educational landscape in the Town. These institutions provide specialized training and education in various fields, offering residents diverse pathways for career development and growth.

Moreover, post-secondary education options include Durham College, Ontario Tech University, and Trent University Durham Greater Toronto Area. These esteemed institutions offer a wide range of degree programs, diploma courses, and continuing education opportunities, catering to the diverse academic interests and career aspirations of Ajax residents.

What's more, the educational opportunities in the broader region surrounding Ajax are extensive. Within a reasonable travel distance of one hour and thirty minutes, there are 11 universities and 11 colleges. This impressive concentration of higher education institutions provides residents with a wealth of options to pursue advanced degrees, specialized training, and lifelong learning opportunities.

By fostering a strong educational environment, Ajax ensures that its residents have access to quality education at all levels. The collaboration between public and private educational institutions, along with the proximity to post-secondary options, creates a robust educational ecosystem that empowers individuals to achieve their academic goals and contribute to the growth and development of the community.



Universities	Colleges
Ontario Tech University, Oshawa	Durham College, Oshawa
Trent University Durham Greater Toronto Area, Oshawa	Centennial College, Toronto
Trent University, Peterborough	Seneca College, Toronto
Toronto Metropolitan University, Toronto	George Brown College, Toronto
University of Toronto, Toronto	Humber College, Toronto
York University, Toronto	Sheridan College, Oakville
University of Guelph, Guelph	Mohawk College, Hamilton
University of Waterloo, Waterloo	Conestoga College, Kitchener
Wilfrid Laurier University, Waterloo	Georgian College, Barrie
McMaster University, Hamilton	Fleming College, Peterborough
Brock University, St. Catharines	Loyalist College, Belleville



Durham College

Vision

Inspiring learners to **create success** for themselves and their communities through the best in **innovative** and **transformative** education.

Mission

Together, we're leading the way

Ontario Tech University

Ontario Tech University's innovative and unique undergraduate and graduate programs are designed to meet your interests and career aspirations, along with the market-driven requirements of employers. When you graduate, you will have the critical thinking, innovative research and technological skills demanded by the world's leading employers.

Trent University Durham Greater Toronto Area

Trent University Durham, located within the thriving Greater Toronto Area in Oshawa, offers a truly transformational university experience. As part of a vibrant community of scholars, Trent Durham students benefit from small classes and a personalized, teaching-focused learning environment. Trent Durham GTA is also known for renowned academic programs across the humanities and social sciences, all with an emphasis on hands-on experience and career-ready skills.

Computek College

Established in 1991 with a focus on business, healthcare and technology, Computek College has been training students towards career success for over 30 years. Business, technology, and healthcare programs are offered in virtual and hybrid formats.

Computek College opened its Ajax Campus in 2022. It is located at 100 Westney Road South near the Ajax GO Station.

Skilled Trades College of Canada

Formerly known as the Electrical College of Canada, Skilled Trades College (STC) was established to provide individuals with the hands-on skills and knowledge required to begin a career in the skilled trades industry.

STC programs focus on safety knowledge, theory, and hands-on experience through simulated work environments in the lab. The hands-on work provides young adults and those looking to change careers with the fundamentals necessary to begin an apprenticeship in the skilled trades.

Skilled Trades College of Canada opened its Ajax Campus in September 2022. It is located at 350 Harwood Avenue South, Unit 280 in the Harwood Plaza.

Education Attainment

58%
(59,470)

of pop. aged* 15 years and older have a postsecondary certificate, diploma or degree

29%
(30,210)

of pop. aged* 15 years and older. have a university bachelor's degree or higher

68%
(47,615)

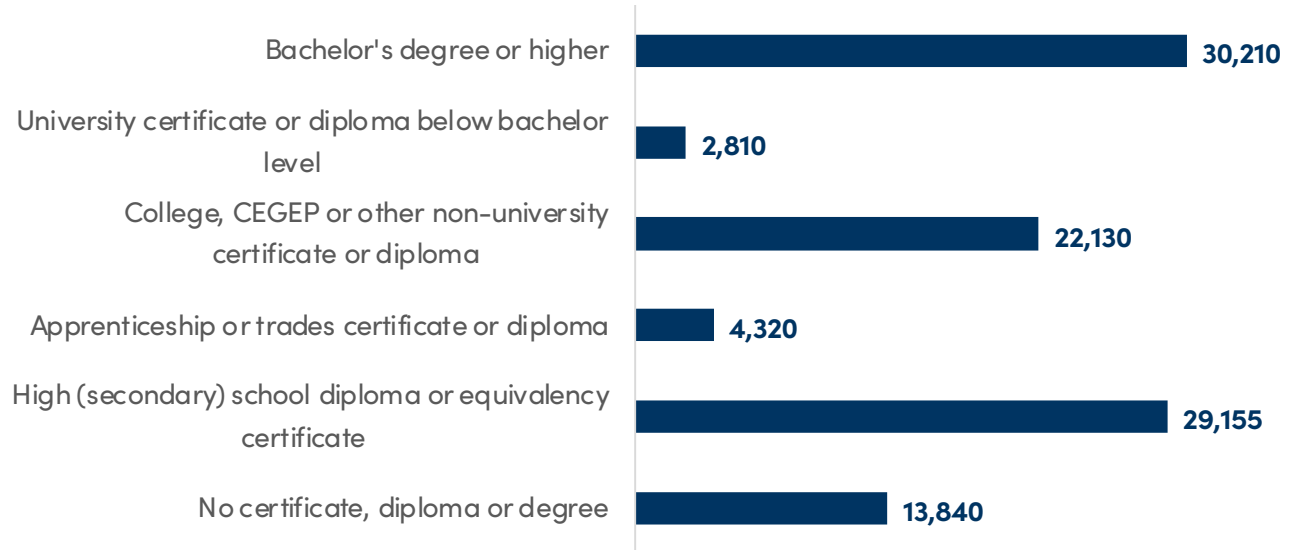
of pop. aged* 25 years and 64 years have a postsecondary certificate, diploma or degree

36%
(25,170)

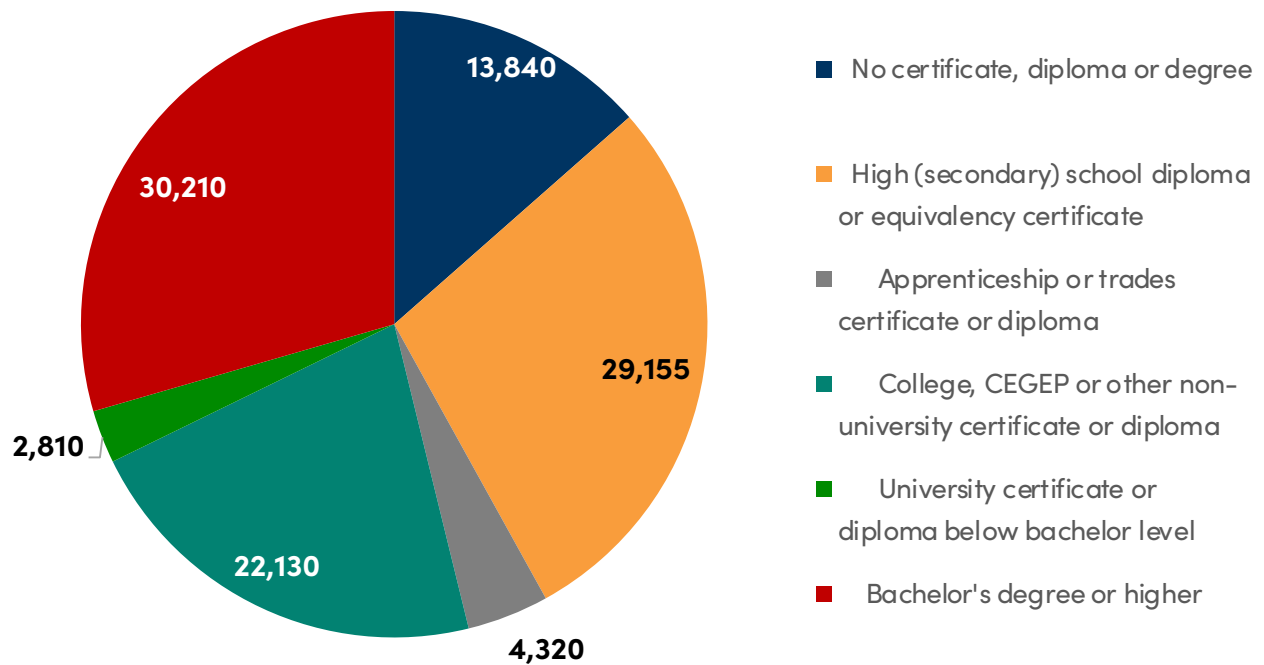
of pop. aged* 25 years and 64 years have a university bachelor's degree or higher

Highest certificate, diploma or degree	Total	Male	Female
Total - Highest certificate, diploma or degree for the population aged 15 years and over in private households - 25% sample data	102,455	49,235	53,225
No certificate, diploma or degree	13,840	6,845	6,995
High (secondary) school diploma or equivalency certificate	29,155	14,600	14,555
Postsecondary certificate, diploma or degree	59,470	27,790	31,675
Postsecondary certificate or diploma below bachelor level	29,260	13,935	15,335
Apprenticeship or trades certificate or diploma	4,320	3,155	1,160
Non-apprenticeship trades certificate or diploma	2,265	1,450	810
Apprenticeship certificate	2,055	1,700	355
College, CEGEP or other non-university certificate or diploma	22,130	9,705	12,425
University certificate or diploma below bachelor level	2,810	1,070	1,745
Bachelor's degree or higher	30,210	13,865	16,345
Bachelor's degree	21,210	9,480	11,730
University certificate or diploma above bachelor level	1,735	855	880
Degree in medicine, dentistry, veterinary medicine or optometry	625	260	355
Master's degree	6,170	2,970	3,190
Earned doctorate	470	290	180
Total - Highest certificate, diploma or degree for the population aged 25 to 64 years in private households - 25% sample data	69,710	33,450	36,255
No certificate, diploma or degree	5,115	2,750	2,360
High (secondary) school diploma or equivalency certificate	16,980	8,840	8,140
Postsecondary certificate, diploma or degree	47,615	21,860	25,755
Postsecondary certificate or diploma below bachelor level	22,440	10,510	11,930
Apprenticeship or trades certificate or diploma	2,990	2,170	825
Non-apprenticeship trades certificate or diploma	1,575	1,000	580
Apprenticeship certificate	1,420	1,170	245
College, CEGEP or other non-university certificate or diploma	17,260	7,525	9,735
Highest certificate, diploma or degree	Total	Male	Female
University certificate or diploma below bachelor level	2,185	820	1,370
Bachelor's degree or higher	25,170	11,345	13,825
Bachelor's degree	17,340	7,635	9,700
University certificate or diploma above bachelor level	1,455	705	750
Degree in medicine, dentistry, veterinary medicine or optometry	520	200	325
Master's degree	5,465	2,590	2,875
Earned doctorate	395	220	180

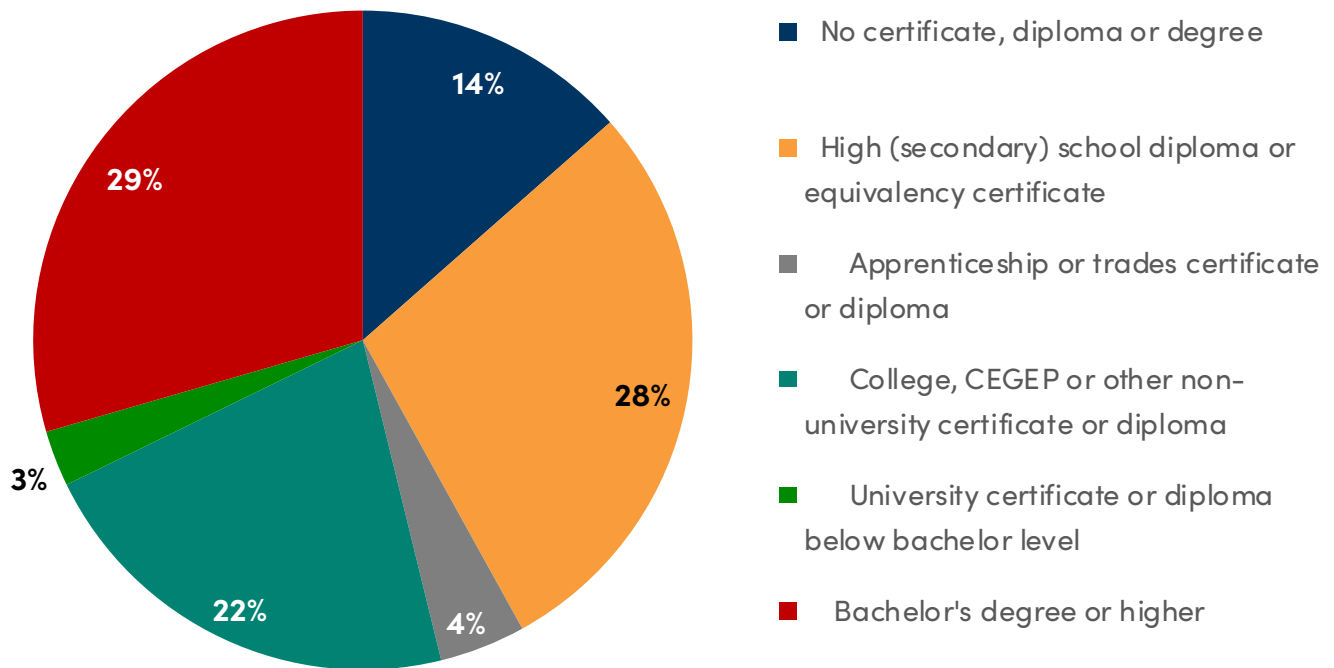
Highest Degree Earned (15+ years old)




Education Attainment (15+ years old)



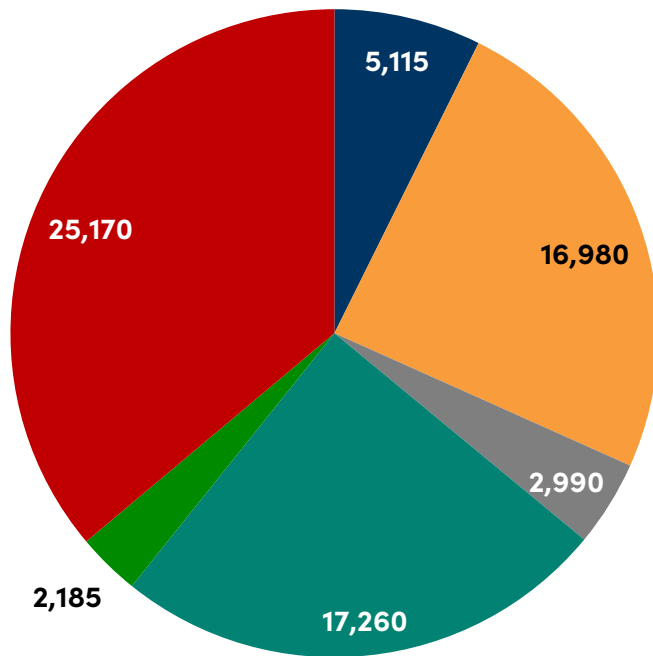
Education Attainment 15+ years old (%)



Highest Degree Earned (25 to 64 years old)

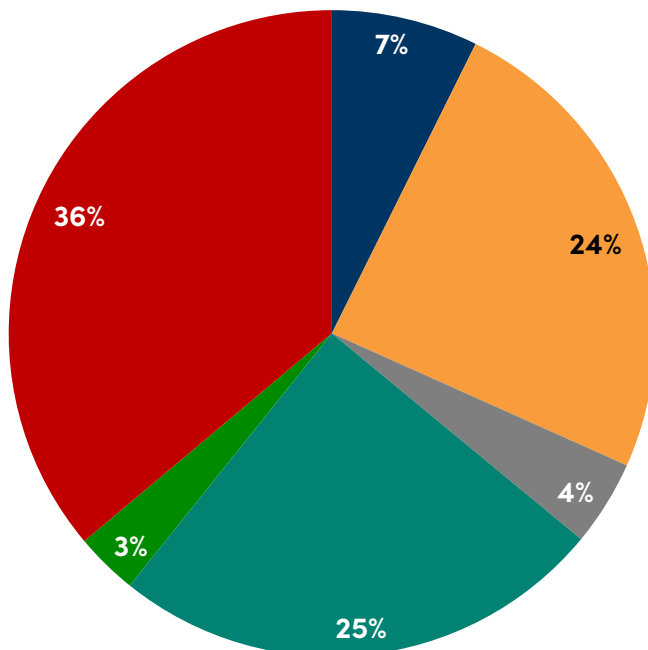


Education Attainment 25 to 64 years old



- No certificate, diploma or degree
- High (secondary) school diploma or equivalency certificate
- Apprenticeship or trades certificate or diploma
- College, CEGEP or other non-university certificate or diploma
- University certificate or diploma below bachelor level
- Bachelor's degree or higher

Education Attainment 25 to 64 years old (%)



- No certificate, diploma or degree
- High (secondary) school diploma or equivalency certificate
- Apprenticeship or trades certificate or diploma
- College, CEGEP or other non-university certificate or diploma
- University certificate or diploma below bachelor level
- Bachelor's degree or higher



Lakeridge Health
Lakeridge Gardens

Labour Force

68,525 Total Population aged 15+ in the labour force

2,415 Industry and occupation not applicable

66,110 All Industries and Occupations

Labour force status	Total	Male	Female
Total - Population aged 15 years and over by labour force status - 25% sample data	102,460	49,235	53,225
In the labour force	68,525	34,925	33,600
Employed	59,365	30,645	28,715
Unemployed	9,165	4,280	4,880
Not in the labour force	33,930	14,305	19,625
Participation rate (%)	66.9	70.9	63.1
Employment rate (%)	57.9	62.2	54.0
Unemployment rate (%)	13.4	12.3	14.5





Industry - Sectors - North American Industry Classification System (NAICS) 2017	Total	Male	Female
Total - Labour force aged 15 years and over by industry - Sectors - North American Industry Classification System (NAICS) 2017 - 25% sample data	68,525	34,930	33,600
Industry - not applicable	2,415	1,120	1,290
All industries	66,110	33,805	32,305
11 Agriculture, forestry, fishing and hunting	185	80	100
21 Mining, quarrying, and oil and gas extraction	70	50	25
22 Utilities	1,010	735	275
23 Construction	4,365	3,675	690
31-33 Manufacturing	4,750	3,305	1,445
41 Wholesale trade	2,175	1,405	765
44-45 Retail trade	7,420	3,760	3,665
48-49 Transportation and warehousing	3,760	3,000	755
51 Information and cultural industries	2,030	1,320	705
52 Finance and insurance	6,400	2,860	3,540
53 Real estate and rental and leasing	1,440	720	720
54 Professional, scientific and technical services	6,475	3,530	2,945
55 Management of companies and enterprises	350	165	185
56 Administrative and support, waste management and remediation services	3,040	1,735	1,305
61 Educational services	4,410	1,335	3,065
62 Health care and social assistance	7,930	1,385	6,545
71 Arts, entertainment and recreation	1,035	570	460
72 Accommodation and food services	3,590	1,635	1,950
81 Other services (except public administration)	2,325	1,045	1,280
91 Public administration	3,350	1,475	1,875

Occupation - Broad category - National Occupational Classification (NOC) 2021	Total	Male	Female
Total - Labour force aged 15 years and over by occupation - Broad category - National Occupational Classification (NOC) 2021 - 25% sample data	68,525	34,930	33,600
Occupation - not applicable	2,415	1,120	1,290
All occupations	66,110	33,805	32,305
0 Legislative and senior management occupations	605	395	210
1 Business, finance and administration occupations	14,495	5,010	9,490
2 Natural and applied sciences and related occupations	7,195	5,355	1,840
3 Health occupations	4,730	760	3,975
4 Occupations in education, law and social, community and government services	7,565	2,155	5,410
5 Occupations in art, culture, recreation and sport	1,855	875	980
6 Sales and service occupations	16,230	7,760	8,470
7 Trades, transport and equipment operators and related occupations	10,215	9,220	1,000
8 Natural resources, agriculture and related production occupations	485	390	100
9 Occupations in manufacturing and utilities	2,735	1,900	835

Top 5 Industry Sectors by size of Labour Force

NAICS Code	Sector	Total Labour Force
62	Healthcare and social assistance	7,930
44-45	Retail Trade	7,420
54	Professional, scientific and technical services	6,475
52	Finance and insurance	6,400
31-33	Manufacturing	4,750



Top 5 Occupations by size of Labour Force

NOC Code	Occupation	Total Labour Force
6	Sales and service occupations	16,230
1	Business, finance and administration occupations	14,495
7	Trades, transport and equipment operators and related occupations	10,215
4	Occupations in education, law and social, community and government services	7,565
2	Natural and applied sciences and related occupations	7,195

Place of Work

In Ajax, the employed labour force of individuals aged 15 years and older showcases diverse patterns in terms of their place of work. Let's explore these statistics:

Approximately 55% of the employed labour force, amounting to 32,510 individuals, work at their usual place of work. These individuals commute to a specific location, whether it be an office, a factory, a retail store, or any other workplace designated as their primary work setting. This group represents the majority of workers in Ajax, embracing the traditional model of commuting to a physical workplace.

Interestingly, 33% of the employed labour force, comprising 19,465 individuals, have the flexibility to work from the comfort of their own homes. These individuals have the privilege of remote work, allowing them to fulfill their professional responsibilities while staying within the confines of their residences. This trend has gained significant momentum, particularly in recent times, with the advancement of technology enabling remote work arrangements.

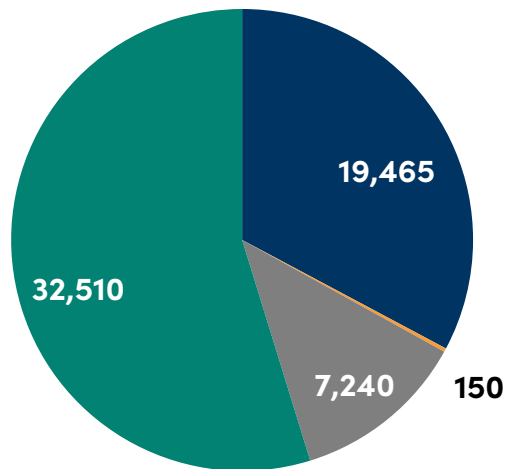
Furthermore, 12% of the employed labour force, consisting of 7,240 individuals, do not have a fixed workplace address. This category encompasses individuals who work in a variety of settings, such as freelancers, contractors, and those who engage in mobile or fieldwork. Their work takes them to different locations, serving clients or performing tasks that require mobility and flexibility.

These statistics illustrate the diverse work environments within Ajax. While a significant portion of the employed labour force adheres to the traditional model of working at a designated workplace, there is a growing prevalence of remote work arrangements. Additionally, individuals with no fixed workplace address reflect the dynamic nature of certain professions and their need to move between locations.



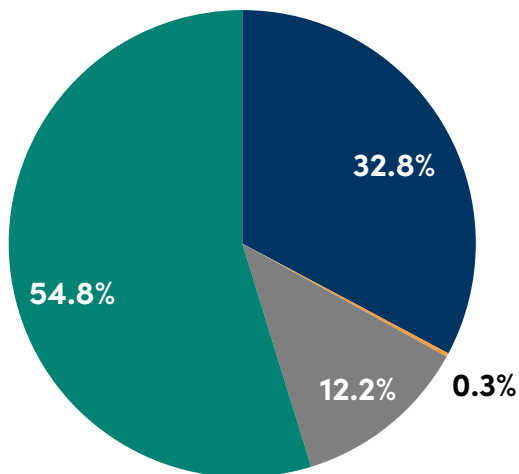
Place of work status	Total	Male	Female
Total - Place of work status for the employed labour force aged 15 years and over - 25% sample data	59,365	30,645	28,715
Worked at home	19,465	8,720	10,745
Worked outside Canada	150	115	40
No fixed workplace address	7,240	5,500	1,735
Usual place of work	32,510	16,315	16,195

Place of Work Labour Force 15+ years old



- Worked at home
- Worked outside Canada
- No fixed workplace address
- Usual place of work

Place of Work Labour Force 15+ (%)



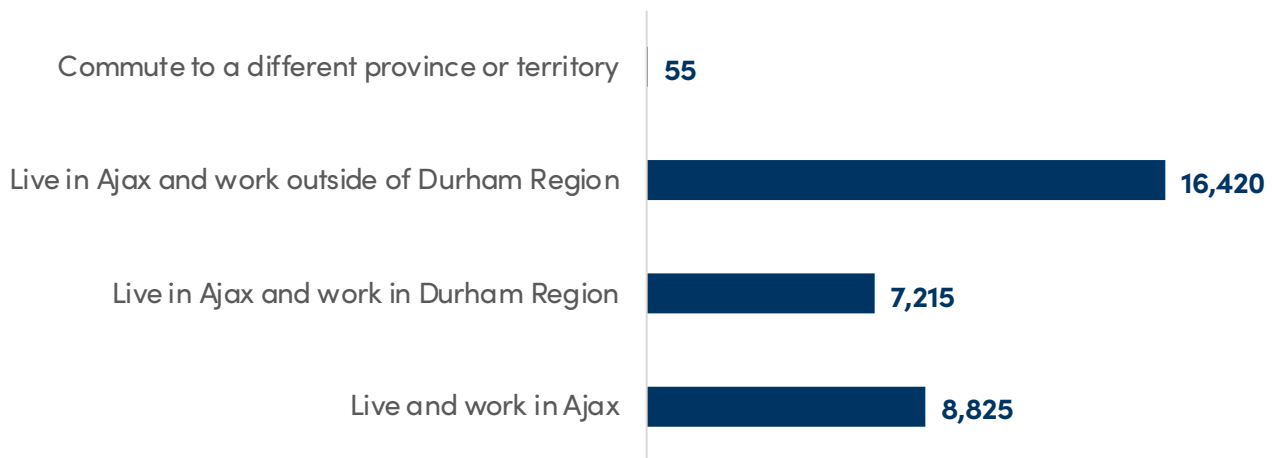
- Worked at home
- Worked outside Canada
- No fixed workplace address
- Usual place of work

Commuting Destination

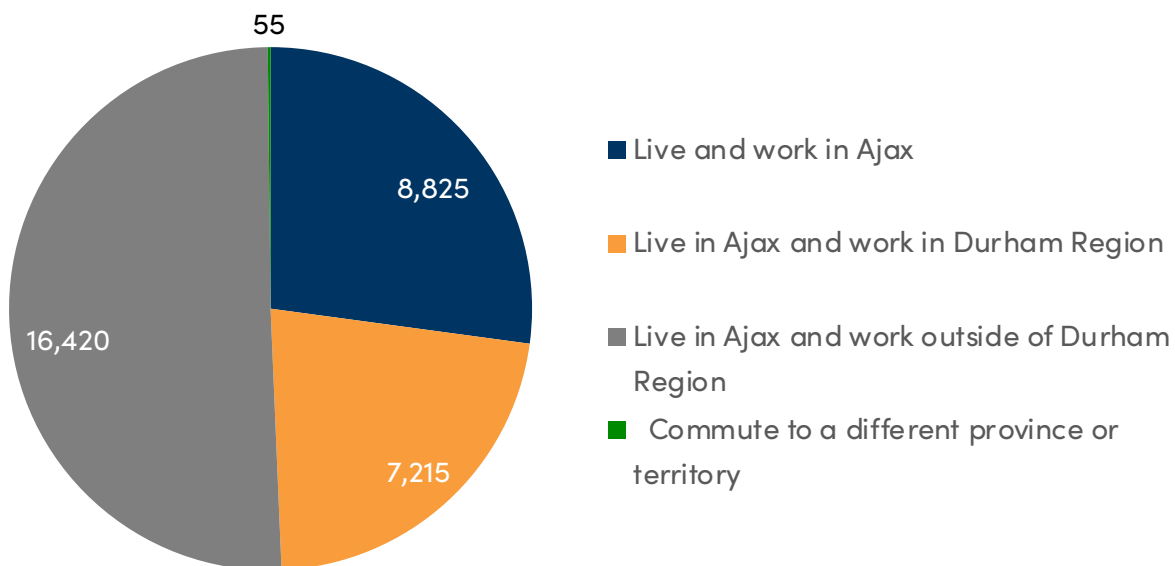
Half of the Ajax population commute to work outside of Durham Region (ex. Toronto, York Region, etc.). The other half either work in Ajax or Durham Region.

Commuting destination	Total	Male	Female
Total - Commuting destination for the employed labour force aged 15 years and over with a usual place of work - 25% sample data	32,510	16,315	16,195
Live and work in Ajax	8,825	3,635	5,190
Live in Ajax and work in Durham Region	7,215	3,485	3,725
Live in Ajax and work outside of Durham Region	16,420	9,165	7,255
Commute to a different province or territory	55	30	25

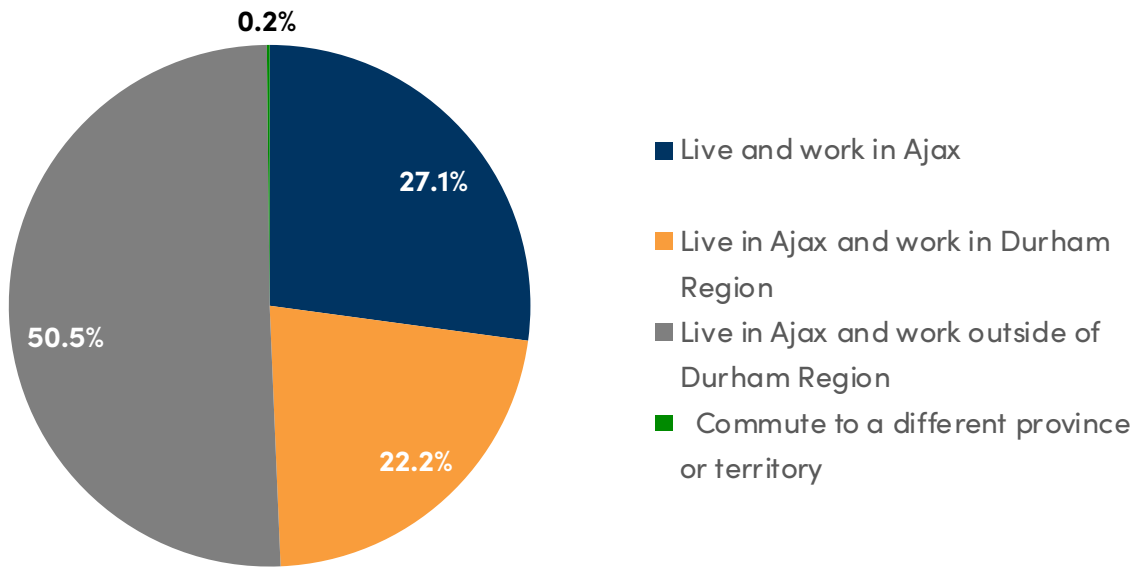
Commuting Destination (Number of people)



Commuting Destination

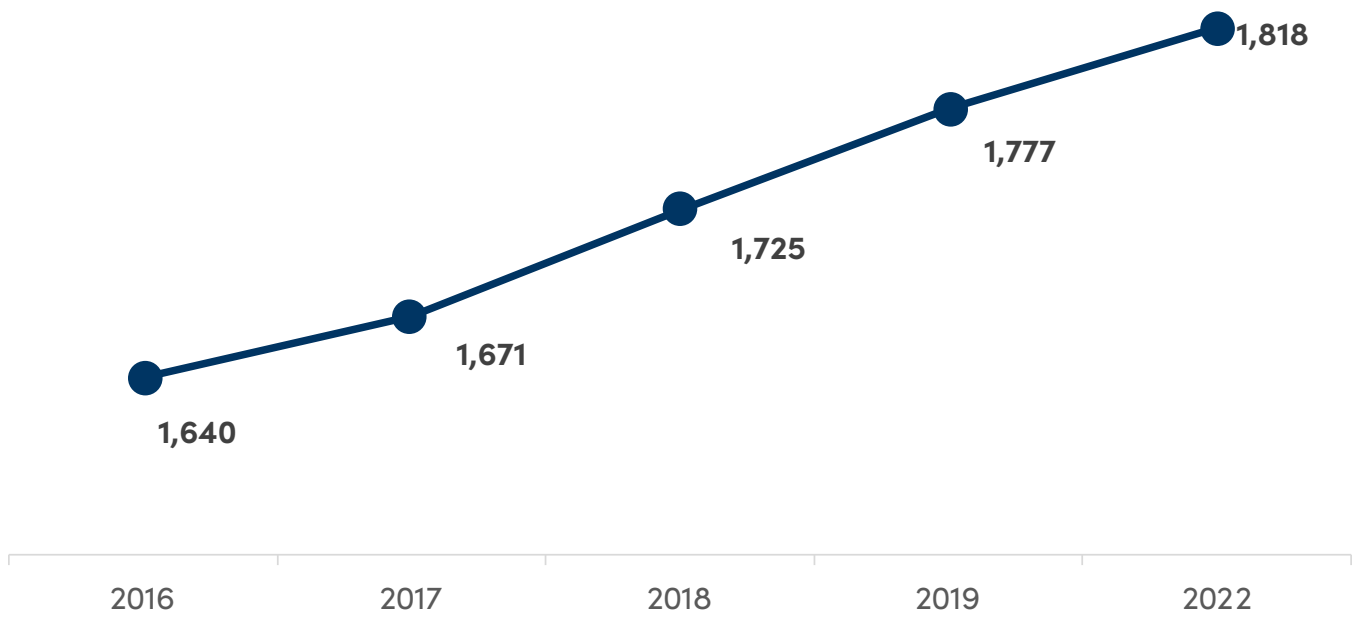


Commuting Destination (%)



Ajax Businesses*

Total Number of Ajax Businesses: 1,818

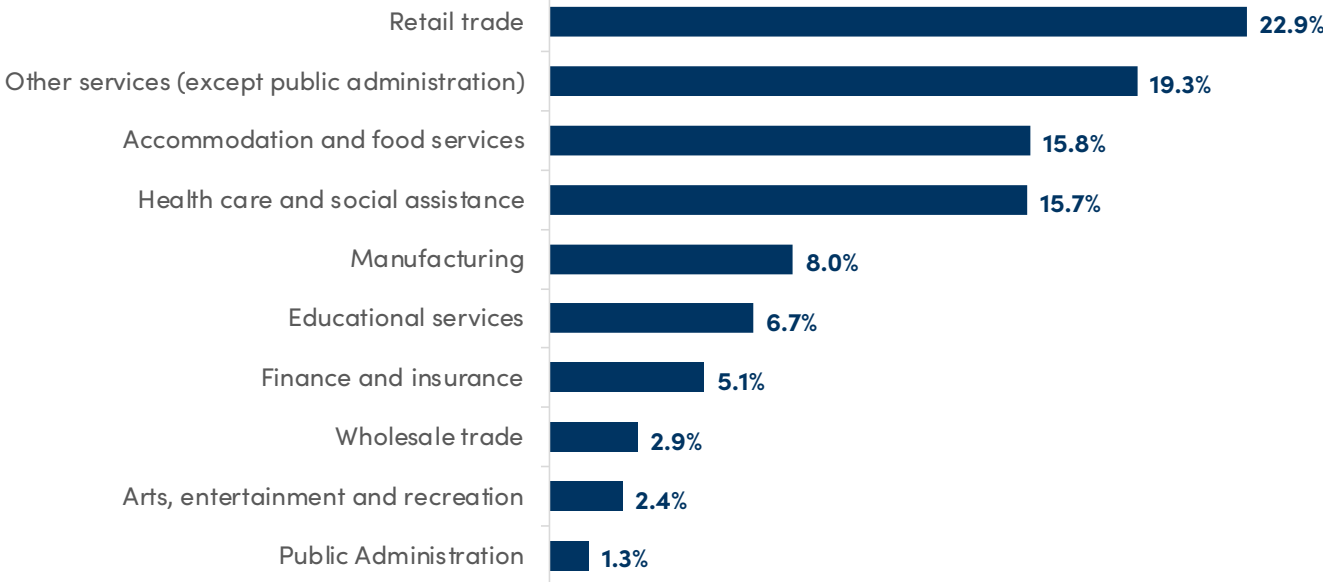


112 Businesses Import

77 Businesses Export



Proportion of Businesses*



*2022 Business Count Highlights Report – Region of Durham





Top Employers

Top employers in Ajax include:

- Lakeridge Health Ajax Pickering Hospital
- Loblaw Companies Limited
- Amazon Fulfillment Centre
- Safran Landing Systems Canada Inc.
- Lear Corporation
- Casino Ajax
- Walmart Supercentre
- Costco Wholesale
- Westrock Packaging Systems Ltd.
- Volkswagen Canada Inc.
- Lifetime Athletic
- Intact Insurance
- Real Canadian Superstore
- Durham Region Transit
- Elexicon Energy

Key Sectors



Advanced Manufacturing

Historically Ajax's strongest sector with clusters in the aerospace, automotive, automation, and innovative technologies industries.

You're in good company

Safran Landing Systems Canada Inc., Lear Corporation, Ajax Textile, Malpack Stretch Film, Autodyne Machinery Inc., Volkswagen Group Canada Inc.



Logistics, Warehousing & Storage

Fastest growing sector in Ajax.

You're in good company

Amazon Fulfillment Centre, Gordon Food Service, Loblaw Companies Limited, H&M, Green Storage, Vaultra Storage



EN3 – Energy, Environmental and Engineering

Ajax is home to a vibrant cluster of energy, environmental and engineering businesses located in Durham Region which is known as the "Clean Energy Capital of Canada".

You're in good company

Ontario Power Generation (OPG), Index Energy, Elexicon Energy, The Environmental Factor, Nuvia Technologies, Con-Test, Sabourin Kimble & Associates Ltd, Cassidy & Company



Business Services

Ajax is home to a strong business support services sector with a growing number of businesses in the insurance, finance/ accounting, technology and legal industries.

You're in good company

Intact Insurance Company, Grant Thornton, Benson Kearley IFG, The Work Hub, Lauff Ajax



Food and Beverage Processing

Ajax is home to over 10 bakeries, home-based businesses and entrepreneurs in the food and beverage processing sector.

You're in good company

Temuss Products Canada Ltd., EURO Mediterranean Foods, Granny Lee's Kitchen, Our Little Bakery Inc., Baking at its Best, Falcon Brewing Company, Durham Distillery

Healthcare



One of Ajax's fastest growing sectors, home to Lakeridge Health Ajax Pickering Hospital which has grown with the community, and the recently constructed Lakeridge Gardens Long Term Care facility.

You're in good company

Lakeridge Health Ajax Pickering Hospital, Lakeridge Gardens Long Term Care facility, Chartwell Harwood Retirement Residence, Chartwell Ballycliffe Long Term Care Residence





Tourism

Home to family-friendly attractions including: Pat Bayly Square, 7km Waterfront Trail, 140km of cycling infrastructure, 300+ diverse restaurants, and 150 acres of parkland to enjoy outdoor recreational activities and natural, open spaces.

You're in good company

Casino Ajax, Ajax Downs, Hilton Garden Inn Toronto/Ajax, Homewood Suites by Hilton Ajax, Super 8 By Wyndham Ajax/Toronto, Ajax Convention Centre, Deer Creek Golf & Banquet Facility, South Ajax Golf Club, Riverside Golf Club, Fox Run Golf Centre, St. Francis Centre for Community, Arts & Culture, Greenwood Conservation Area



Agri-Business

Ajax is home to 8 agri-businesses. Located in Durham Region which is home to 1,200 farms; 264,518 acres of farmland, and is a leading agricultural producing region in Ontario, contributing \$354 million to the province's total farm production.

You're in good company

MacMillan Orchards, Vandermeer Nursery, Wintermere Sod Growers, Stroud Farms, Earth Culture, Highland Farms Orchards, O'Connor Land and Cattle Company, Nuvia Technologies Inc.



Incentives

- [Community Improvement Plans \(CIP\)](#)
- Development Charges exemptions on industrial expansions
- Federal and Provincial funding: [Mentor Works](#)

Development Charges and Fees

Town of Ajax Summary of Development Charges

As of July 1, 2023

	Town	Education	Region (incl GO Transit Fee)	Total
Non-Residential (Per sq. ft. of Gross Floor Area)				
Industrial	\$9.89	\$0.00	\$16.56	\$26.45
Commercial	\$9.89	\$0.00	\$34.14	\$44.03
Institutional	\$9.89	\$0.00	\$18.20	\$28.09

Town of Ajax Non-Residential Development Charges Effective July 1, 2023 to June 30, 2024 \$ Per Sq Ft of GFA	
Studies	\$0.18
Fire	\$0.25
Transportation	\$9.23
Parks and Recreation	\$0.20
Libraries	\$0.03
Total	\$9.89

- [Development Charges](#)
- [Development Approvals, Charges and Application Process](#)

Taxes for Businesses

2023 Tax Rates

	Industrial	Commercial	Residential
Town rate	0.778432%	0.557809%	0.384696%
Region rate	1.306208%	0.936003%	0.645519%
Education rate	0.880000%	0.880000%	0.153000%
Total rate	2.964640%	2.373812%	1.183215%

Visit [Taxes for Businesses](#) page for more information.

Utilities

- [Elexicon Energy](#) provides electricity in the Town of Ajax
- Natural Gas is provided by [Enbridge Gas](#)
- The Region of Durham operates and maintains [water and sewer](#) infrastructure
- Telecom providers – [Bell Canada](#), [Rogers](#) and others







Contact Us

AJAX **ADVANTAGE**

Economic Development & Tourism

65 Harwood Avenue South

Ajax, Ontario | L1S 2H9

priority@ajax.ca

 AjaxAdvantage

 AjaxAdvantage

 Ajax EcD



Town of Ajax

65 Harwood Avenue South

Ajax, Ontario | L1S 2H9

contactus@ajax.ca

905.683.4550

 TownOfAjax

 TownOfAjax

 Town Of Ajax

 thetownofajax

ajax.ca