

2024 Operating Budget

January 15, 2024



Operating Budget Framework

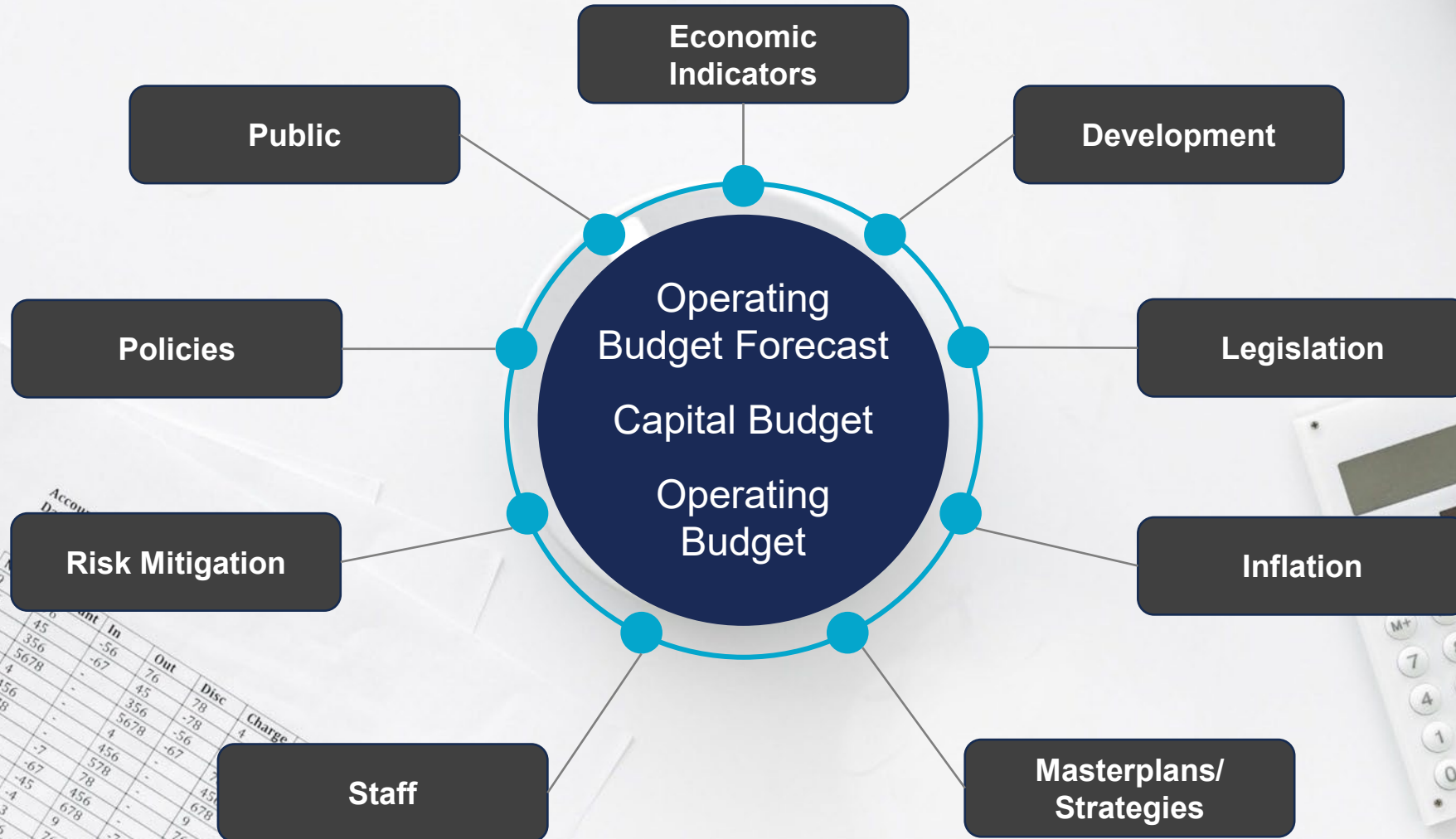
The Town is required by provincial law to have a balanced budget

To balance the budget, the Town can either:

- Increase its revenue stream through raised property taxes and fees; or
- Reducing levels of service



Inform the Budget



Operating Budget Overview

Money is spent on the day-to-day expenses for program and service delivery including:

- Road & sidewalk maintenance including winter control
- Recreation, parks, trails & waterfront maintenance
- Emergency services
- Library services
- Grass cutting, boulevard maintenance
- By-law, animal services and enforcement
- Information Technology



Operating Budget Overview

- 9 Departments:
 - Mayor and Council
 - Office of the CAO/ HR Services
 - Legislative & Information Services
 - Finance
 - Non-Departmental
 - Operations & Environmental Services
 - Recreation & Culture
 - Fire & Emergency Services
 - Planning & Development Services
- Library Grant
- Business Cases




2024 Operating Impacts and Pressures

- Labour agreements, salaries and associated costs
- Progression of Exempt Compensation Review (offset with draw from stabilization reserve over 3 years)
- Provincial Impact to Local Levy (PILL)
- Annualization of 2023 Business cases (30)
- Fire Dispatch outsource / move to Oshawa
- Continuation of Migration to Office 365
- Annual renewal of IT maintenance subscriptions
- Commitment to infrastructure levy

2024 Operating Impacts and Pressures

- Reduced revenues
 - Planning and Development application revenue
 - Recreation programming revenue, primarily aquatics programming change





2024 Operating Budget Reductions

- Increase in user fee revenue due to rate increase and new transportation bylaw revenue \$415,100
- Increase in penalties and interest revenue \$500,000
- Increase gapping for in-year vacancies \$328,700

2024 Operating Budget Business Cases

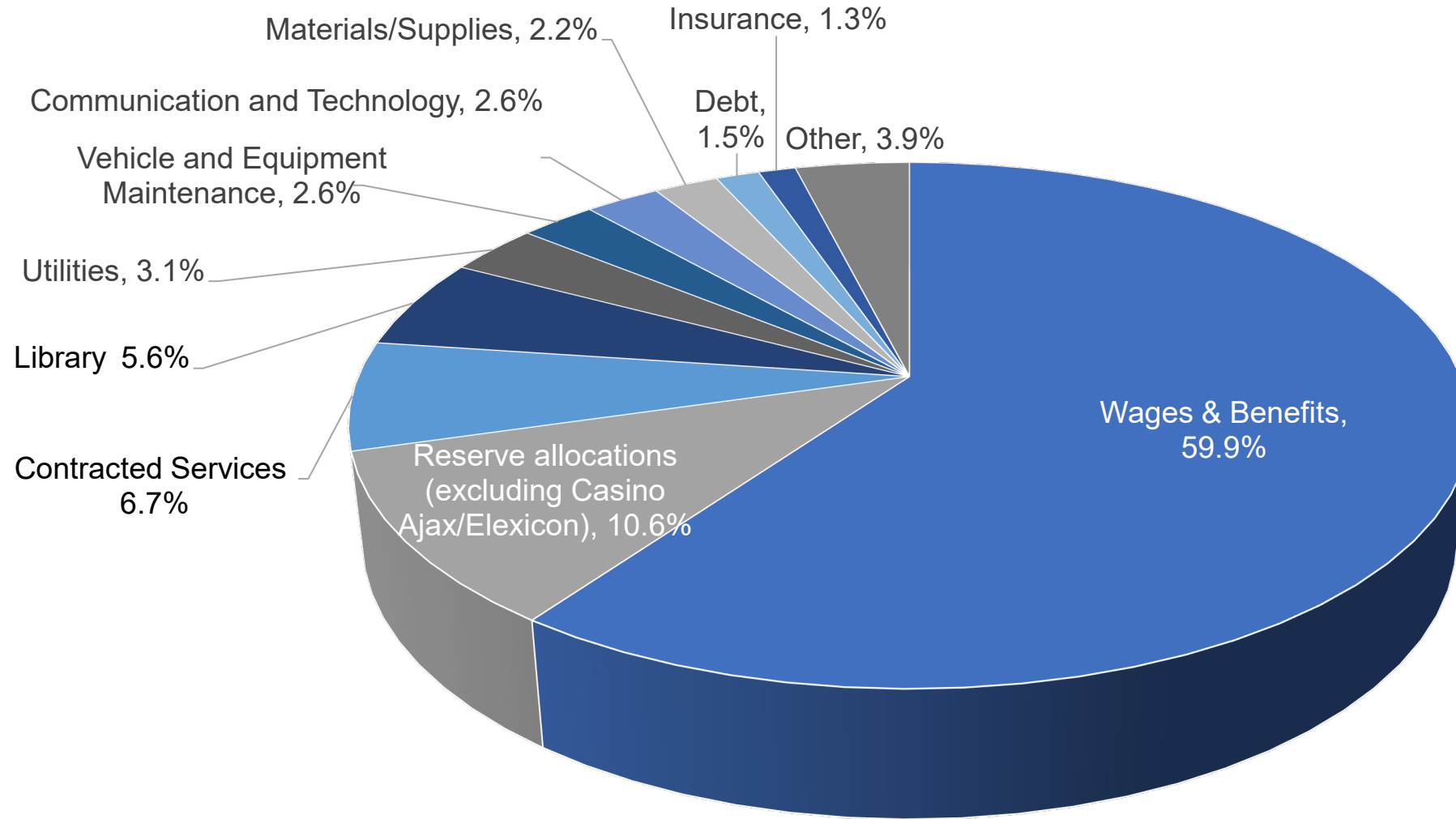
- New staffing
 - 13 new Full-time positions
 - Secretary Treasury of Land Division Committee and Committee of Adjustments (Provincial Impact on Local Levy (PILL))
 - 9 conversions from Part time to Full-time
- Increased level of service for Contracted Security



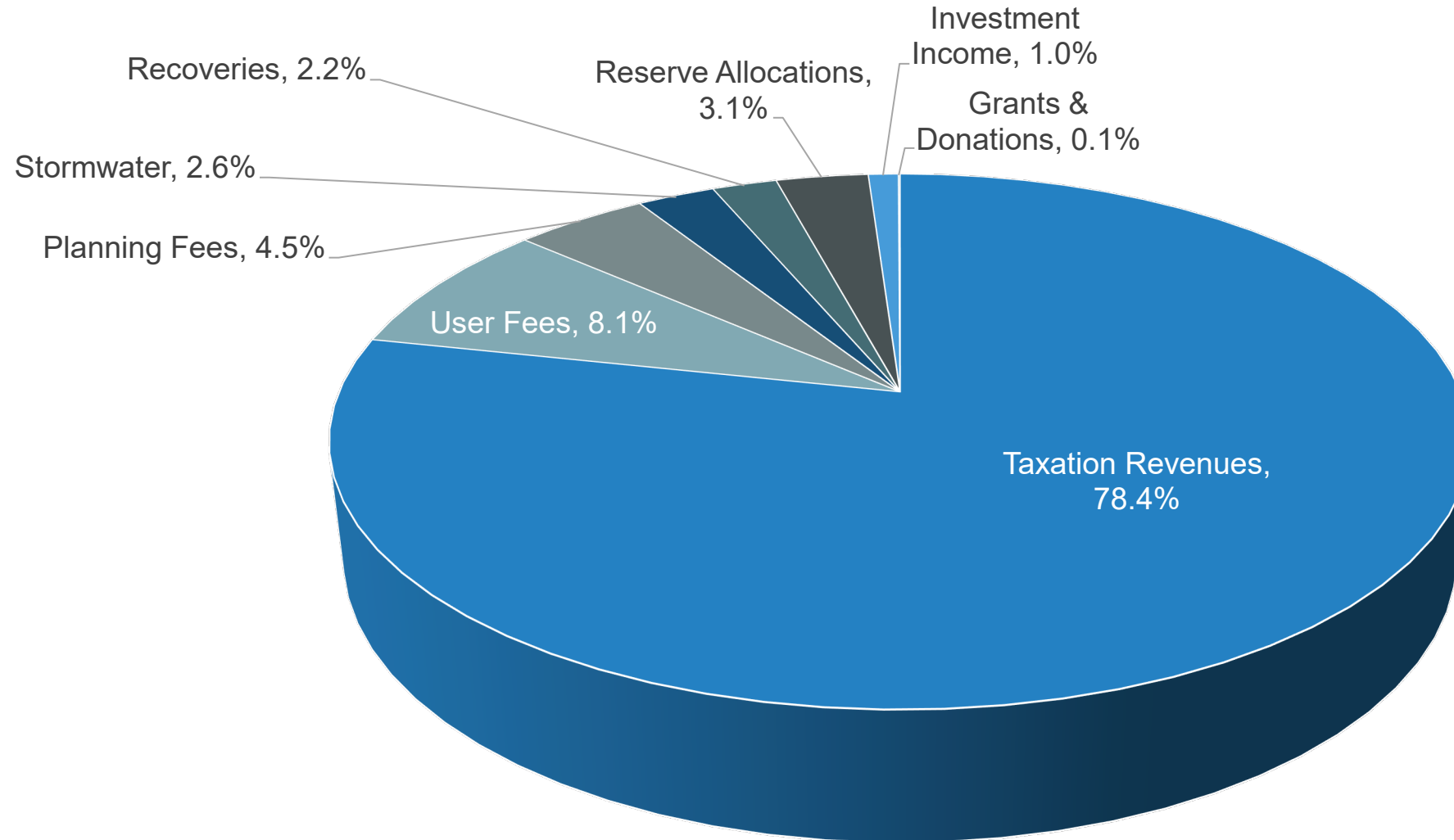
Bill 23, More Homes Built Faster Act, 2022

- Bill 23 impacts are not reflected in the 2024 Operating Budget
- Regulations have not been yet released by the Province identifying
 - clear definitions and criteria for determining affordable or attainable housing
 - land types to be exempt from the charge
- Phase in of DC charge for by-laws approved after January 1, 2022 does not apply to Town at this time
- Ongoing Bill 23 impacts will be tracked and reflected in future budgets

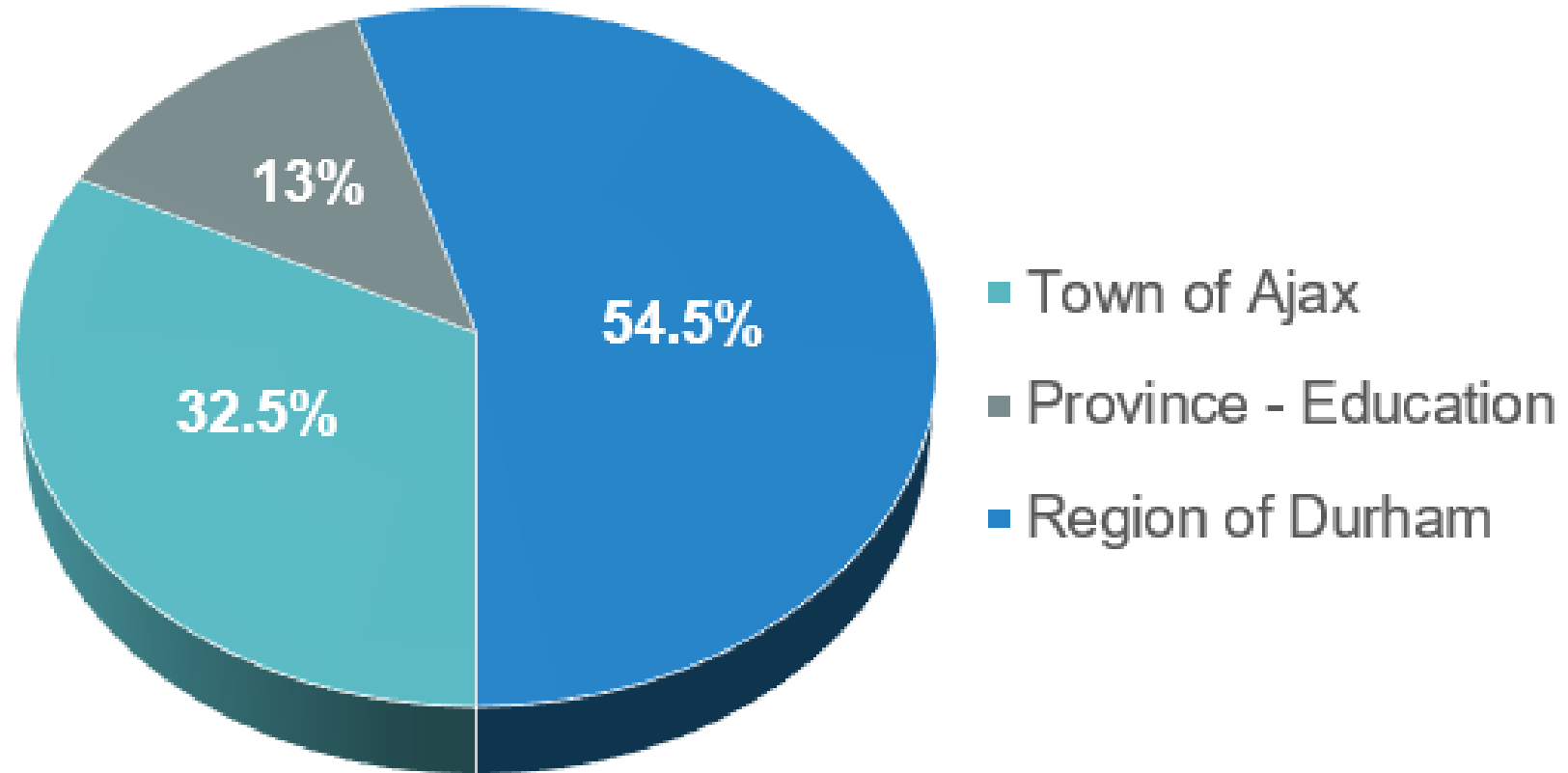
2024 Operating Expenditures by Source



2024 Operating Revenues by Source



Residential Tax Bill Allocation



2024 Budget – Base Budget

2024 Tax Levy Impact	\$ Increase (Decrease)	% Increase (Decrease)	Tax Bill Impact
2024 Inflationary Increase	\$ 4,730,800	5.41%	1.76%
One-time charges	\$ (333,600)	-0.38%	-0.12%
Growth Related Charges	\$ 14,600	0.02%	0.01%
New & Other Impacts*	\$ 4,328,800	4.95%	1.61%
2024 Proposed draw from Stabilization Reserve	\$ (1,617,700)	-1.85%	-0.60%
Assessment Growth & Increase In PIL	\$ (1,436,300)	-1.64%	-0.53%
2024 Impact before Business Cases	\$ 5,686,600	6.50%	2.11%

*includes 2% infrastructure levy

Totals may not add due to rounding

2024 Budget

2024 Tax Levy Impact	\$ Increase (Decrease)	% Increase (Decrease)	Tax Bill Impact
Base Budget	\$ 5,686,600	6.50%	2.11%
Business Cases - new positions	\$ 753,600	0.86%	0.28%
Business Case - Provincial Impact on Local Levy (PILL)	\$ 61,100	0.07%	0.02%
Business Cases - security contracts	\$ 209,000	0.24%	0.08%
Total Business Cases	\$ 1,023,700	1.17%	0.38%
Total Change & Blended Tax rate	\$ 6,710,300	7.67%	2.49%

2024 Budget – Base Budget

	2023 Budget	2024 Budget	Increase/ (Decrease)
Expenditures	\$ 119,160,000	\$ 133,047,200	13,887,200
Revenues	\$ (31,275,800)	\$ (38,040,100)	(6,764,300)
Business Cases		\$ 1,023,700	1,023,700
Total Budget	\$ 87,884,200	\$ 96,030,800	8,146,600
PIL / Supplementary Taxes	\$ (1,802,400)	\$ (1,863,400)	(61,000)
Assessment Growth	\$ 1,375,300	\$ -	(1,375,300)
Total Amount Raised by Taxation	\$ 87,457,100	\$ 94,167,400	6,710,300

2024 Property Tax Rate Impact

	% Increase	Weighting	Tax Bill Impact
Town of Ajax	7.67%	32.5%	2.49%
Region of Durham (estimate)	7.00%	54.5%	3.82%
Province of Ontario	0%	13.0%	0.00%
Total Blended Tax rate		100%	6.31%

2024 Estimated Property Tax Bill

Average Assessed Home (2024)		\$493,000		
	2023 Taxes	2024 Taxes	Annual Change	Monthly Change
Town of Ajax	\$1,896.55	\$2,042.07	\$145.52	\$12.13
Region of Durham (estimate)	\$3,182.41	\$3,405.18	\$222.77	\$18.56
Province of Ontario	\$754.29	\$754.29		
Total Blended Tax Rate	\$5,833.25	\$6,201.54	\$368.29	\$30.69

Thank You / Questions

Dianne Valentim, CPA

*Director of Finance / Treasurer
Finance | Town of Ajax*

dianne.valentim@ajax.ca

(905) 619-2529, ext. 3319

Ajax